

DAS PASST ZUSAMMEN.

















quick.finder LED-Profil/Flexible LED-Leiterplatten

Leiterplatte PCB					LED-Profil LED Profile									
Serie series	Artikelnummer item number	Breite in mm wide in mm	Nennleistung rated power	Seite page	250	264	270	272	274	275	277	278	281	283
				Artikelnummer item number	max. Breite in mm max. width in mm	500-561	500-569	500-830	500-831	500-833	500-863	500-805	500-423	500-832
					EPIC max. 60W/m	ULTIMATE EPIC max. 30W/m	ULTIMATE I max. 20W/m	ULTIMATE I MINI max. 20W/m	ULTIMATE SLOPE max. 20W/m	ULTIMATE FLAT max. 40W/m	ULTIMATE WACO max. 2x20W/m	TWICE II max. 2x20W/m	WING max. 20W/m	WING MINI max. 20W/m
BRILLIANT	541-216	8	4,8W/m	212	✓ 2	✓ 3	✓	✓	✓	✓ 2	✓ 2	✓ 2	✓	✓
	541-217	8	9,6W/m	212	✓ 2	✓ 3	✓	✓	✓	✓ 2	✓ 2	✓ 2	✓	✓
	541-218	8	14,4W/m	213	✓ 2	✓ 2	✓	✓	✓	✓ 2	✓ 2	✓ 2	✓	✓
	541-219	10	24W/m	213	✓ 2	✓	–	–	–	✓	✓	✓	–	–
QC II	542-005	10	9,6W/m	215	✓ 2	✓ 2	✓	✓	✓	✓ 2	✓ 2	✓ 2	✓	✓
	542-006	10	19,2W/m	215	✓ 2	✓	✓	✓	✓	✓ 2	✓ 2	✓ 2	✓	✓
FOOD	541-245	10	14,4W/m	217	✓ 2	✓ 2	✓	✓	✓	✓ 2	✓ 2	✓ 2	✓	✓
COLOURS BASIC	541-301	8	4,8W/m	220	✓ 2	✓ 3	✓	✓	✓	✓ 2	✓ 2	✓ 2	✓	✓
	541-217	8	9,6W/m	221	✓ 2	✓ 3	✓	✓	✓	✓ 2	✓ 2	✓ 2	✓	✓
	541-270-1830	10	14,4W/m	221	✓ 2	✓ 2	✓	✓	✓	✓ 2	✓ 2	✓ 2	✓	✓
	541-269-2265	10	19,2W/m	222	✓ 2	✓	✓	✓	✓	✓ 2	✓ 2	✓ 2	✓	✓
	541-224-98	10	7,2W/m	223	✓ 2	✓ 2	✓	✓	✓	✓ 2	✓ 2	✓ 2	✓	✓
	541-266-98	10	14,4W/m	224	✓ 2	✓ 2	✓	✓	✓	✓ 2	✓ 2	✓ 2	✓	✓
	541-268-98	12	28,8W/m	226	✓	✓	–	–	–	✓	✓	✓	–	–
	541-266-0x	12	19,2W/m	228	✓	✓	✓	✓	✓	✓	✓ 2	✓ 2	✓	✓
541-205-2465	12	24W/m	229	✓	✓	–	–	–	✓	✓	✓	–	–	
COLOURS WAVE	541-280-98	10	14,4W/m	224	✓ 2	✓ 2	✓	✓	✓	✓ 2	✓ 2	✓ 2	✓	✓
COLOURS NATURE	541-341	10	4,8W/m	220	✓ 2	✓ 2	✓	✓	✓	✓ 2	✓ 2	✓ 2	✓	✓
	541-290-02	14,5	14,4W/m	227	✓	✓	–	–	–	–	✓	–	–	–
	541-290-98	12,7	14,4W/m	224	✓	✓	✓	✓	✓	✓ 2	–	–	✓	–

✓ Eine Leiterplatte darf in das Profil montiert werden.
It is allowed to mount one PCB into one profile.

✓ 3 Maximal drei Leiterplatten dürfen in das Profil montiert werden.
It is allowed to mount a maximum of three PCBs into one profile.

Welche flexible LED-Leiterplatte passt in welches LED-Profil? Hier finden Sie die ÜBERSICHT.
Which flexible LED PCB fits to which LED profile? Here you may find an OVERVIEW.











LED-Profil LED Profile															
284	258	279	285	286	287	288	289	290	296	297	298	299	300	301	291
500-421	500-585	500-421	500-809	500-877	500-890	500-721	500-823	500-902	500-409	500-410	500-411	500-402	500-403	500-407	500-917
2 x 12,8	22	12,2	14,6	12,8	10	13,5	11,3	25	12,2	13,8	5,5	12	17,1	21	12,8
WING INSIDE max. 2x 30W/m	EPIC WING max. 60W/m	TINY max. 15W/m	SPHERE max. 20W/m	ELEMENTARY S max. 20W/m	URBAN LINE max. 15W/m	URBAN LINE II max. 20W/m	FLAT BAR max. 15W/m	SOLID max. 45W/m	COMPACT SLIM II max. 15W/m	COMPACT TWIST max. 15W/m	COMPACT MICRO max. 12W/m	COMPACT CORNER max. 20W/m	COMPACT FLOOR I max. 15W/m	COMPACT STUCCO max. 30W/m	SPACE max. 20W/m
															
✓ 2	✓ 2	✓	✓	✓	✓	✓	✓	✓ 3	✓	✓	—	✓	✓	✓ 2	✓
✓ 2	✓ 2	✓	✓	✓	✓	✓	✓	✓ 3	✓	✓	—	✓	✓	✓ 2	✓
✓ 2	✓ 2	✓	✓	✓	✓	✓	✓	✓ 3	✓	✓	—	✓	✓	✓ 2	✓
✓ 2	✓ 2	—	—	—	—	—	—	✓	—	—	—	—	—	✓	—
✓ 2	✓ 2	✓	✓	✓	✓	✓	✓	✓ 2	✓	✓	—	✓	✓	✓ 2	✓
✓ 2	✓ 2	—	✓	✓	—	✓	—	✓ 2	—	—	—	✓	—	✓	✓
✓ 2	✓ 2	✓	✓	✓	✓	✓	✓	✓ 2	✓	✓	—	✓	✓	✓ 2	✓
✓ 2	✓ 2	✓	✓	✓	✓	✓	✓	✓ 3	✓	✓	—	✓	✓	✓ 2	—
✓ 2	✓ 2	✓	✓	✓	✓	✓	✓	✓ 3	✓	✓	—	✓	✓	✓ 2	✓
✓ 2	✓ 2	✓	✓	✓	✓	✓	✓	✓ 2	✓	✓	—	✓	✓	✓ 2	✓
✓ 2	✓ 2	—	✓	✓	—	✓	—	✓ 2	—	—	—	✓	—	✓	✓
✓ 2	✓ 2	✓	✓	✓	✓	✓	✓	✓ 2	✓	✓	—	✓	✓	✓ 2	✓
✓ 2	✓ 2	✓	✓	✓	✓	✓	✓	✓ 2	✓	✓	—	✓	✓	✓ 2	✓
✓ 2	✓	—	—	—	—	—	—	✓	—	—	—	—	—	✓	—
✓ 2	✓	—	✓	✓	—	✓	—	✓ 2	—	—	—	✓	—	✓	✓
✓ 2	✓	—	—	—	—	—	—	✓	—	—	—	—	—	✓	—
✓ 2	✓ 2	—	✓	✓	—	✓	✓	✓ 2	—	—	—	✓	✓	✓ 2	✓
✓ 2	✓ 2	—	✓	✓	—	✓	✓	✓ 2	✓	—	—	✓	✓	✓ 2	✓
—	✓	—	—	—	—	—	—	✓	—	—	—	—	✓	✓	—
—	✓	—	✓	✓	—	✓	—	✓	—	—	—	—	✓	✓	✓

quickfinder

— Leiterplatte und Profil sind nicht kompatibel.
PCB and profile are incompatible.

DAS PASST ZUSAMMEN.

















quick.finder LED-Profil/Flexible LED-Leiterplatten

Leiterplatte PCB					LED-Profil LED Profile									
Serie series	Artikelnummer item no	Breite in mm wide in mm	Nennleistung rated power/w	Seite page	250	264	270	272	274	275	277	278	281	283
				Artikelnummer item number	max. Breite in mm max. width in mm	500-561	500-569	500-830	500-831	500-833	500-863	500-805	500-423	500-832
					EPIC max. 60W/m	ULTIMATE EPIC max. 30W/m	ULTIMATE I max. 20W/m	ULTIMATE I MINI max. 20W/m	ULTIMATE SLOPE max. 20W/m	ULTIMATE FLAT max. 40W/m	ULTIMATE WACO max. 2x20W/m	TWICE II max. 2x20W/m	WING max. 20W/m	WING MINI max. 20W/m
														
NAUTIC	541-40x	8	14,4W/m		✓ 2	✓ 2	✓	✓	✓	✓ 2	✓ 2	✓ 2	✓	✓
ELITE	541-384	10	19,2W/m	198	✓ 2	✓	✓	✓	✓	✓ 2	✓ 2	✓ 2	✓	✓
QX II BASIC	541-300	8	4,8W/m	198	✓ 2	✓ 3	✓	✓	✓	✓ 2	✓ 2	✓ 2	✓	✓
	541-301	8	4,8W/m	199	✓ 2	✓ 3	✓	✓	✓	✓ 2	✓ 2	✓ 2	✓	✓
	541-302	8	9,6W/m	200	✓ 2	✓ 3	✓	✓	✓	✓ 2	✓ 2	✓ 2	✓	✓
	541-303	8	14,4W/m	201	✓ 2	✓ 2	✓	✓	✓	✓ 2	✓ 2	✓ 2	✓	✓
	541-304	10	19,2W/m	202	✓ 2	✓	✓	✓	✓	✓ 2	✓ 2	✓ 2	✓	✓
	541-305	10	30W/m	203	✓ 2	✓	–	–	–	✓	✓	✓	–	–
QX II WAVE	541-320	8,2	4,8W/m	198	✓ 2	✓ 3	✓	✓	✓	✓ 2	✓ 2	✓ 2	✓	✓
	541-321	8,2	4,8W/m	199	✓ 2	✓ 3	✓	✓	✓	✓ 2	✓ 2	✓ 2	✓	✓
	541-322	8,2	9,6W/m	200	✓ 2	✓ 3	✓	✓	✓	✓ 2	✓ 2	✓ 2	✓	✓
	541-323	8,2	14,4W/m	201	✓ 2	✓ 2	✓	✓	✓	✓ 2	✓ 2	✓ 2	✓	✓
QX II NATURE	541-341	10	4,8W/m	199	✓	✓ 2	✓	✓	✓	✓ 2	✓ 2	✓ 2	✓	✓
	541-342	10	9,6W/m	200	✓	✓ 2	✓	✓	✓	✓ 2	✓ 2	✓ 2	✓	✓
	541-343	10	14,4W/m	201	✓	✓ 2	✓	✓	✓	✓ 2	✓ 2	✓ 2	✓	✓
QX	541-293	8	2,4W/m	205	✓ 2	✓ 3	✓	✓	✓	✓ 2	✓ 2	✓ 2	✓	✓
	541-232	5	12W/m	205	✓ 4	✓ 2	✓	✓	✓	✓ 2	✓ 2	✓ 2	✓	✓
	541-383	10	15,0W/m	206	✓ 2	✓ 2	✓	✓	✓	✓ 2	✓ 2	✓ 2	✓	✓
	541-386	8	9,6W/m	207	✓ 2	✓ 3	✓	✓	✓	✓ 2	✓ 2	✓ 2	✓	✓
FULL SPECTRUM	541-385	10	19,2W/m	209	✓ 2	✓	✓	✓	✓	✓ 2	✓ 2	✓ 2	✓	✓

✓ Eine Leiterplatte darf in das Profil montiert werden.
It is allowed to mount one PCB into one profile.

✓ 3 Maximal drei Leiterplatten dürfen in das Profil montiert werden.
It is allowed to mount a maximum of three PCBs into one profile.

Welche flexible LED-Leiterplatte passt in welches LED-Profil? Hier finden Sie die ÜBERSICHT.
Which flexible LED PCB fits to which LED profile? Here you may find an OVERVIEW.

LED-Profil LED Profile															
284	258	279	285	286	287	288	289	290	296	297	298	299	300	301	291
500-421	500-585	500-421	500-809	500-877	500-890	500-721	500-823	500-902	500-409	500-410	500-411	500-402	500-403	500-407	500-917
2 x 12,8	22	12,2	14,6	12,8	10	13,5	11,3	25	12,2	13,8	5,5	12	17,1	21	12,8
WING INSIDE max. 2x30 W/m	EPIC WING max. 60W/m	TINY max. 15W/m	SPHERE max. 20W/m	ELEMENTARY S max. 20W/m	URBAN LINE max. 15W/m	URBAN LINE II max. 20W/m	FLAT BAR max. 15W/m	SOLID max. 45W/m	COMPACT SLIM II max. 15W/m	COMPACT TWIST max. 15W/m	COMPACT MICRO max. 12W/m	COMPACT CORNER max. 20W/m	COMPACT FLOOR I max. 15W/m	COMPACT STUCCO max. 30W/m	SPACE max. 20W/m
															
✓ 2	✓ 2	✓	✓	✓	✓	✓	✓	✓ 3	✓	✓	—	✓	✓	✓ 2	✓
✓ 2	✓ 2	—	✓	✓	—	✓	—	✓ 2	—	—	—	✓	—	✓	✓
✓ 2	✓ 2	✓	✓	✓	✓	✓	✓	✓ 3	✓	✓	—	✓	✓	✓ 2	✓
✓ 2	✓ 2	✓	✓	✓	✓	✓	✓	✓ 3	✓	✓	—	✓	✓	✓ 2	✓
✓ 2	✓ 2	✓	✓	✓	✓	✓	✓	✓ 3	✓	✓	—	✓	✓	✓ 2	✓
✓ 2	✓ 2	✓	✓	✓	✓	✓	✓	✓ 3	✓	✓	—	✓	✓	✓ 2	✓
✓ 2	✓ 2	—	✓	✓	—	✓	—	✓ 2	—	—	—	✓	—	✓	✓
✓ 2	✓ 2	—	—	—	—	—	—	✓	—	—	—	—	—	✓	—
✓ 2	✓ 2	✓	✓	✓	✓	✓	✓	✓ 3	✓	✓	—	✓	✓	✓ 2	✓
✓ 2	✓ 2	✓	✓	✓	✓	✓	✓	✓ 3	✓	✓	—	✓	✓	✓ 2	✓
✓ 2	✓ 2	✓	✓	✓	✓	✓	✓	✓ 3	✓	✓	—	✓	✓	✓ 2	✓
✓ 2	✓ 2	✓	✓	✓	✓	✓	✓	✓ 3	✓	✓	—	✓	✓	✓ 2	✓
✓ 2	✓ 2	—	✓	✓	—	✓	✓	✓ 2	✓	—	—	✓	✓	✓ 2	✓
✓ 2	✓ 2	—	✓	✓	—	✓	✓	✓ 2	✓	—	—	✓	✓	✓ 2	✓
✓ 2	✓ 2	✓	✓	✓	✓	✓	✓	✓ 3	✓	✓	—	✓	✓	✓ 2	✓
✓ 2	✓ 2	✓	✓	✓	✓	✓	✓	✓ 3	✓	✓	✓	✓	✓	✓ 2	✓
✓ 2	✓ 2	✓	✓	✓	✓	✓	✓	✓ 3	✓	✓	—	✓	✓	✓ 2	✓
✓ 2	✓ 2	—	✓	✓	—	✓	✓	✓ 2	✓	—	—	✓	✓	✓ 2	✓
✓ 2	✓ 2	—	✓	✓	—	✓	✓	✓ 2	✓	—	—	✓	✓	✓ 2	✓
✓ 2	✓ 2	✓	✓	✓	✓	✓	✓	✓ 3	✓	✓	—	✓	✓	✓ 2	✓
✓ 2	✓ 4	✓	✓	✓	✓	✓	✓	✓ 3	✓	✓	✓	✓	✓	✓ 2	✓
✓ 2	✓ 2	✓	✓	✓	✓	✓	✓	✓ 2	✓	✓	—	✓	✓	✓ 2	✓
✓ 2	✓ 2	✓	✓	✓	✓	✓	✓	✓ 2	✓	✓	—	✓	✓	✓ 2	✓
✓ 2	✓ 2	✓	✓	✓	✓	✓	✓	✓ 3	✓	✓	—	✓	✓	✓ 2	✓
✓ 2	✓ 2	—	✓	✓	—	✓	—	✓ 2	—	—	—	✓	—	✓	✓

— Leiterplatte und Profil sind nicht kompatibel.
PCB and profile are incompatible.